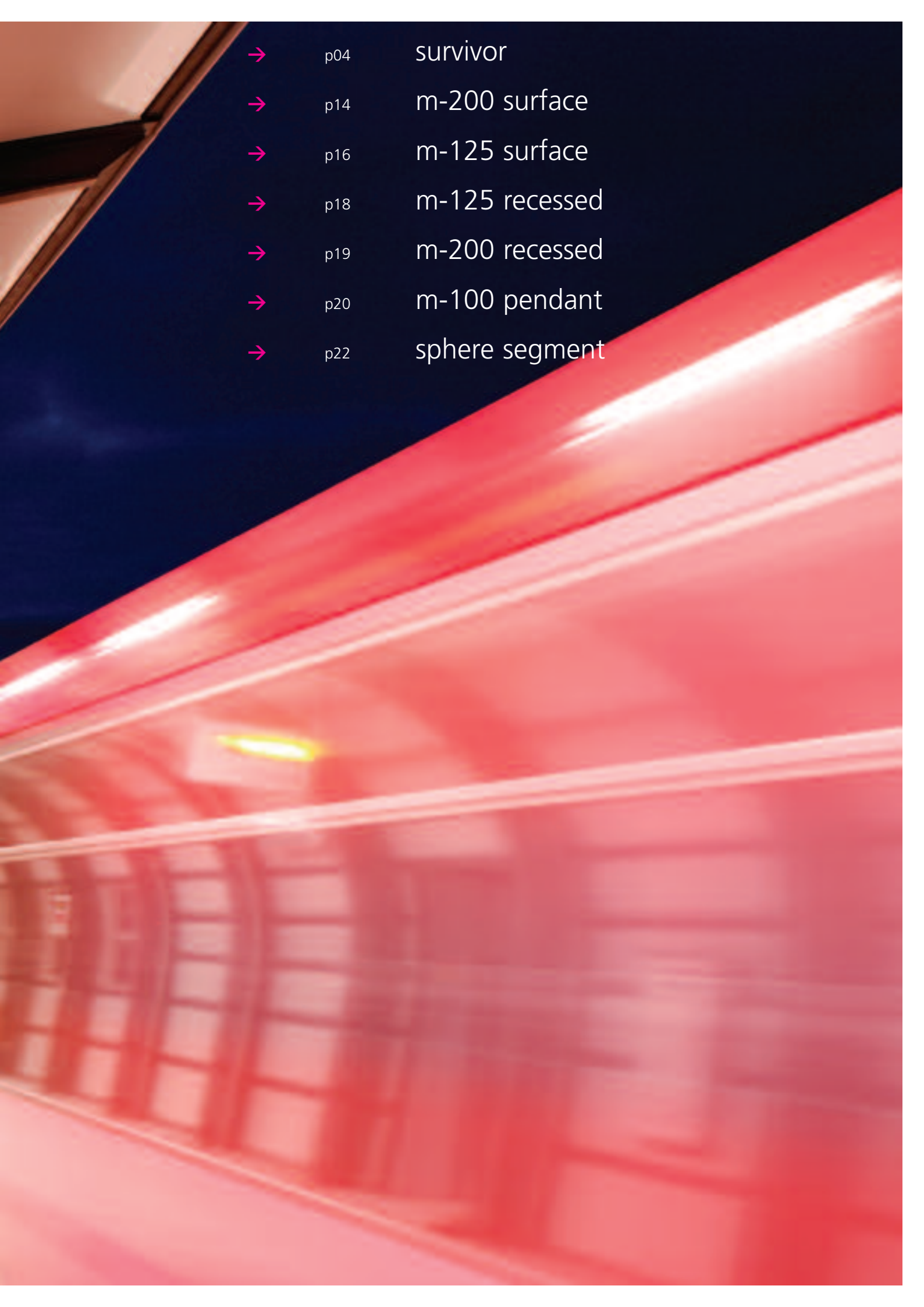





METRO LUMINAIRE AND  
MEDIA TRUNKING SYSTEMS



- 
- p04 survivor
  - p14 m-200 surface
  - p16 m-125 surface
  - p18 m-125 recessed
  - p19 m-200 recessed
  - p20 m-100 pendant
  - p22 sphere segment



SUR



QUEENSWAY

vivor

**SECTION 12**

- LAMINATED SATIN GLASS DIFFUSER OPTIONS CONFORM TO ALL LUL SECTION 12 STATION REQUIREMENTS
- T26 AND T16 LAMP OPTIONS
- AVAILABLE IN WHITE RAL 9016 AND SILVER RAL 9006
- LOW SMOKE AND FUME, HALON FREE CABLING AND ELECTRICAL COMPONENTS
- FUSED TERMINAL BLOCKS FITTED AS STANDARD
- EMERGENCY OPTIONS AVAILABLE TO SPECIAL ORDER AND CONFORM TO EN 60598.2.22 AND ICEL 1004
- LOW PROFILE EXTRUDED ALUMINIUM
- PROTECTION RATING IP65

**NON-SECTION 12**

- POLYCARBONATE PRISMATIC DIFFUSER OPTIONS CONFORM TO ALL LUL NON-SECTION 12 STATION REQUIREMENTS
- T26 AND T16 LAMP OPTIONS
- AVAILABLE IN WHITE RAL 9016 AND SILVER RAL 9006
- LOW SMOKE AND FUME, HALON FREE CABLING AND ELECTRICAL COMPONENTS
- FUSED TERMINAL BLOCKS FITTED AS STANDARD
- EMERGENCY OPTIONS AVAILABLE TO SPECIAL ORDER AND CONFORM TO EN 60598.2.22 AND ICEL 1004
- LOW PROFILE EXTRUDED ALUMINIUM
- PROTECTION RATING IP65



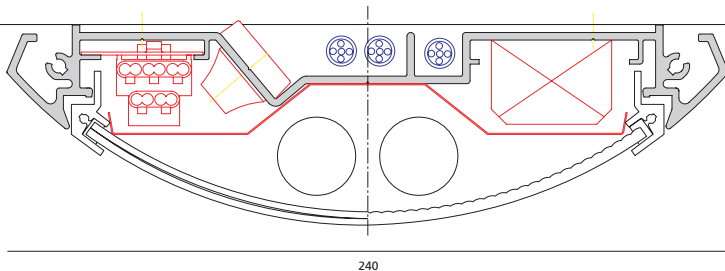
**SURVIVOR**  
 CEILING OR TRUNKING  
 PROFILE MOUNTING  
 DIRECT  
 LAMINATED SATIN  
 GLASS DIFFUSER

**ASDT Submission  
 L003**



**SURVIVOR**  
 CEILING OR TRUNKING  
 PROFILE MOUNTING  
 DIRECT  
 POLYCARBONATE  
 PRISMATIC DIFFUSER

**ASDT Submission  
 L004**



240

70

WHITE RAL 9016	W	L
<b>SX 510 011 118/M1</b>	5.5kg/m 1 X 18W T26/T8	680
<b>SX 510 011 218/M1</b>	5.7kg/m 2 X 18W T26/T8	680
<b>SX 510 011 158/M1</b>	11.0kg/m 1 X 58W T26/T8	1590
<b>SX 510 011 258/M1</b>	11.2kg/m 2 X 58W T26/T8	1590

WHITE RAL 9016	W	L
<b>SX 509 011 118/M1</b>	4.5kg/m 1 X 18W T26/T8	680
<b>SX 509 011 218/M1</b>	4.7kg/m 2 X 18W T26/T8	680
<b>SX 509 011 158/M1</b>	9.0kg/m 1 X 58W T26/T8	1590
<b>SX 509 011 258/M1</b>	9.2kg/m 2 X 58W T26/T8	1590

SILVER RAL 9006	W	L
<b>SX 510 013 118/M1</b>	5.5kg 1 X 18W T26/T8	680
<b>SX 510 013 218/M1</b>	5.7kg 2 X 18W T26/T8	680
<b>SX 510 013 158/M1</b>	11.0kg 1 X 58W T26/T8	1590
<b>SX 510 013 258/M1</b>	11.2kg 2 X 58W T26/T8	1590

SILVER RAL 9006	W	L
<b>SX 509 013 118/M1</b>	4.5kg 1 X 18W T26/T8	680
<b>SX 509 013 218/M1</b>	4.7kg 2 X 18W T26/T8	680
<b>SX 509 013 158/M1</b>	9.0kg 1 X 58W T26/T8	1590
<b>SX 509 013 258/M1</b>	9.2kg 2 X 58W T26/T8	1590

Tamper proof fixing



Integrated loudspeaker detail



Mitred corner



Integrated CCTV camera options





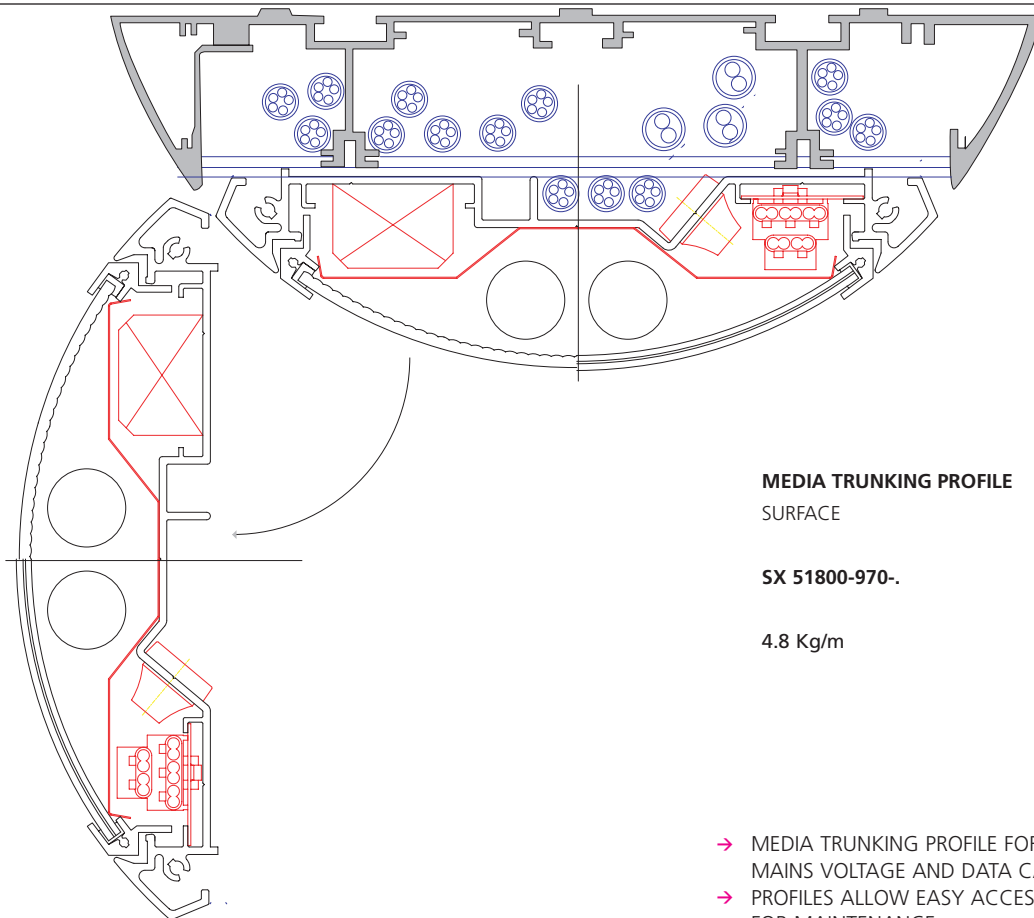
**SECTION 12**

- LAMINATED SATIN GLASS DIFFUSER OPTIONS CONFORM TO ALL LUL SECTION 12 STATION REQUIREMENTS
- T26 AND T16 LAMP OPTIONS
- AVAILABLE IN WHITE RAL 9016 AND SILVER RAL 9006
- LOW SMOKE AND FUME, HALON FREE CABLING AND ELECTRICAL COMPONENTS
- FUSED TERMINAL BLOCKS FITTED AS STANDARD
- EMERGENCY OPTIONS AVAILABLE TO SPECIAL ORDER AND CONFORM TO EN 60598.2.22 AND ICEL 1004
- LOW PROFILE EXTRUDED ALUMINIUM

**NON-SECTION 12**

- POLYCARBONATE PRISMATIC DIFFUSER OPTIONS CONFORM TO ALL LUL NON-SECTION 12 STATION REQUIREMENTS
- T26 AND T16 LAMP OPTIONS
- AVAILABLE IN WHITE RAL 9016 AND SILVER RAL 9006
- LOW SMOKE AND FUME, HALON FREE CABLING AND ELECTRICAL COMPONENTS
- FUSED TERMINAL BLOCKS FITTED AS STANDARD
- EMERGENCY OPTIONS AVAILABLE TO SPECIAL ORDER AND CONFORM TO EN 60598.2.22 AND ICEL 1004
- LOW PROFILE EXTRUDED ALUMINIUM

309.5



**MEDIA TRUNKING PROFILE**

SURFACE

**SX 51800-970-**

4.8 Kg/m

- MEDIA TRUNKING PROFILE FOR MAINS VOLTAGE AND DATA CABLING
- PROFILES ALLOW EASY ACCESS FOR MAINTENANCE
- ALUMINIUM EXTRUDED BODIES
- CLOSED WITH COVER PROFILES BETWEEN FITTINGS
- FOR USE WITH SX 510 OR SX 509 LUMINAIRES





 **Pontoon Dock**

**SECTION 12**

- LAMINATED SATIN GLASS DIFFUSER OPTIONS CONFORM TO ALL LUL SECTION 12 STATION REQUIREMENTS
- T26 AND T16 LAMP OPTIONS
- AVAILABLE IN WHITE RAL 9016 AND SILVER RAL 9006
- LOW SMOKE AND FUME, HALON FREE CABLING AND ELECTRICAL COMPONENTS
- FUSED TERMINAL BLOCKS FITTED AS STANDARD
- EMERGENCY OPTIONS AVAILABLE TO SPECIAL ORDER AND CONFORM TO EN 60598.2.22 AND ICEL 1004
- LOW PROFILE EXTRUDED ALUMINIUM

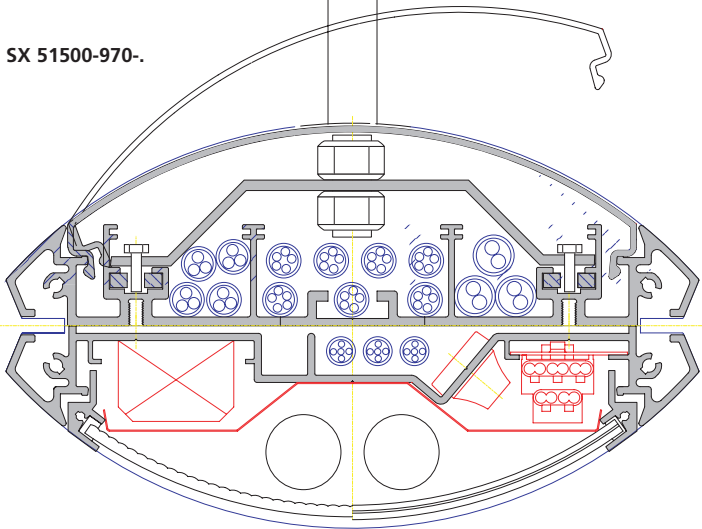
**NON-SECTION 12**

- POLYCARBONATE PRISMATIC DIFFUSER OPTIONS CONFORM TO ALL LUL NON-SECTION 12 STATION REQUIREMENTS
- T26 AND T16 LAMP OPTIONS
- AVAILABLE IN WHITE RAL 9016 AND SILVER RAL 9006
- LOW SMOKE AND FUME, HALON FREE CABLING AND ELECTRICAL COMPONENTS
- FUSED TERMINAL BLOCKS FITTED AS STANDARD
- EMERGENCY OPTIONS AVAILABLE TO SPECIAL ORDER AND CONFORM TO EN 60598.2.22 AND ICEL 1004
- LOW PROFILE EXTRUDED ALUMINIUM

- MEDIA TRUNKING PROFILE FOR MAINS VOLTAGE AND DATA CABLING
- PROFILES ALLOW EASY ACCESS FOR MAINTENANCE
- ALUMINIUM EXTRUDED BODIES
- CLOSED WITH COVER PROFILES BETWEEN FITTINGS
- SPECIAL ANGLED CEILING MOUNTING BRACKET TO SPECIAL ORDER
- 3.3kg/m

**MEDIA TRUNKING PROFILE**  
PENDANT

SX 51500-970-



Media trunking cross section



Bracket option



Cable suspension option



Rod suspension option





# m-series


MILLIE'S  
COOKIES





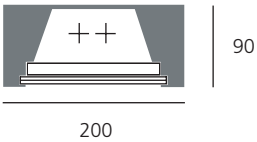
**SECTION 12**

- LOW PROFILE EXTRUDED ALUMINIUM BODY
- TEMPERED CLEAR GLASS DIFFUSER WITH WHITE LOUVRES CONFORMS TO ALL LUL SECTION 12 STATION REQUIREMENTS
- 1 X T26 AND 2 X T26
- AVAILABLE IN WHITE RAL 9016 AND SILVER RAL 9006
- LOW SMOKE AND FUME, HALON FREE CABLING AND ELECTRICAL COMPONENTS
- FUSED TERMINAL BLOCKS FITTED AS STANDARD
- EMERGENCY OPTIONS AVAILABLE TO SPECIAL ORDER AND CONFORM TO EN 60598.2.22 AND ICEL 1004
- PROTECTION RATING IP65
- ELECTRONIC GEAR



**M200 x 90  
RAILWAY CASSETTE**  
SURFACE MOUNTED  
DIRECT  
TEMPERED CLEAR GLASS  
DIFFUSER WITH WHITE LOUVRES

**ASDT Submission  
L072**



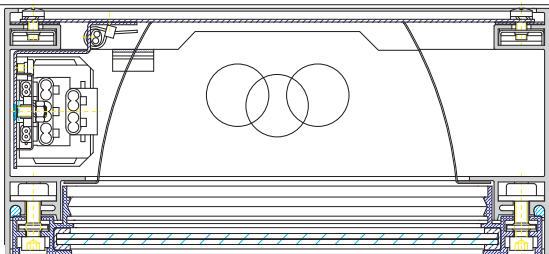
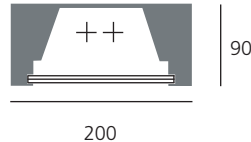
**NON-SECTION 12**

- LOW PROFILE EXTRUDED ALUMINIUM BODY
- CLEAR POLYCARBONATE DIFFUSER WITH WHITE LOUVRES CONFORMS TO ALL LUL NON-SECTION 12 STATION REQUIREMENTS
- 1 X T26 AND 2 X T26
- AVAILABLE IN WHITE RAL 9016 AND SILVER RAL 9006
- LOW SMOKE AND FUME, HALON FREE CABLING AND ELECTRICAL COMPONENTS
- FUSED TERMINAL BLOCKS FITTED AS STANDARD
- EMERGENCY OPTIONS AVAILABLE TO SPECIAL ORDER AND CONFORM TO EN 60598.2.22 AND ICEL 1004
- LOW PROFILE EXTRUDED ALUMINIUM
- PROTECTION RATING IP65
- ELECTRONIC GEAR



**M200 x 90  
RAILWAY CASSETTE**  
SURFACE MOUNTED  
DIRECT  
CLEAR POLYCARBONATE  
DIFFUSER WITH WHITE  
LOUVRES

**ASDT Submission**



WHITE RAL 9016	W	L
<b>SX 531 011 118GM1</b>	5.5kg	1 X 18W T26/T8 670
<b>SX 531 011 218GM1</b>	5.7kg	2 X 18W T26/T8 670
<b>SX 531 011 158GM1</b>	12.5kg	1 X 58W T26/T8 1580
<b>SX 531 011 258GM1</b>	12.7kg	2 X 58W T26/T8 1580


WHITE RAL 9016	W	L
<b>SX 531 011 116/M1</b>	5.5kg	1 X 18W T26/T8 670
<b>SX 531 011 216/M1</b>	5.7kg	2 X 18W T26/T8 670
<b>SX 531 011 150/M1</b>	12.5kg	1 X 58W T26/T8 1580
<b>SX 531 011 250/M1</b>	12.7kg	2 X 58W T26/T8 1580

**SECTION 12**


- LAMINATED SATIN GLASS
- SURFACE MOUNTED FITTING WITH ELECTRONIC BALLAST FOR FLUORESCENT LAMPS 1 X T26 AND 2 X T26
- LOW PROFILE EXTRUDED ALUMINIUM HOUSING
- DIECAST ALUMINIUM END CAPS
- FOR VERTICAL AND HORIZONTAL APPLICATIONS
- SUITABLE FOR WALL AND CEILING MOUNTING
- LOW SMOKE AND FUME
- CAN BE ADDED MODULARLY
- DOUBLE LAYER OPTION WITH CLEAR GLASS AND MICROPRISMS
- PROTECTION RATING IP65
- ELECTRONIC GEAR

**NON-SECTION 12**

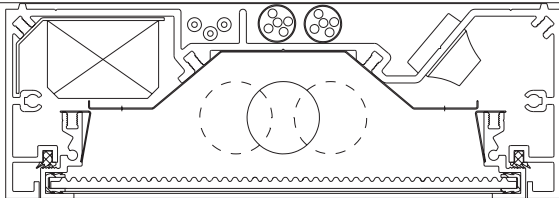
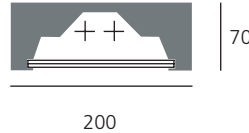
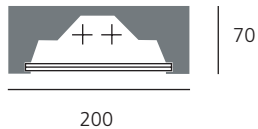
- PRISMATIC POLYCARBONATE OPTIC
- SURFACE MOUNTED FITTING WITH ELECTRONIC BALLAST FOR FLUORESCENT LAMPS 1 X T26 AND 2 X T26
- LOW PROFILE EXTRUDED ALUMINIUM HOUSING
- DIECAST ALUMINIUM END CAPS
- FOR VERTICAL AND HORIZONTAL APPLICATIONS
- SUITABLE FOR WALL AND CEILING MOUNTING
- LOW SMOKE AND FUME
- CAN BE ADDED MODULARLY
- PROTECTION RATING IP65
- ELECTRONIC GEAR



**M200 x 70  
RAILWAY CASSETTE**  
CEILING MOUNTING  
EXTRA WIDE BEAM  
LAMINATED SATIN GLASS



**M200 x 70  
RAILWAY CASSETTE**  
CEILING MOUNTING  
EXTRA WIDE BEAM  
CLEAR PRISMATIC  
POLYCARBONATE DIFFUSER



WHITE RAL 9016	W	L
<b>SX 537 311 116/M1</b>	8.9kg 1 X 18W T26/T8	680
<b>SX 537 311 216/M1</b>	8.9kg 2 X 18W T26/T8	680
<b>SX 537 311 150/M1</b>	11.5kg 1 X 58W T26/T8	1590
<b>SX 537 311 250/M1</b>	11.5kg 2 X 58W T26/T8	1590

WHITE RAL 9016	W	L
<b>SX 537 211 116/M1</b>	9.0kg 1 X 18W T26/T8	680
<b>SX 537 211 216/M1</b>	9.0kg 2 X 18W T26/T8	680
<b>SX 537 211 150/M1</b>	12.0kg 1 X 58W T26/T8	1590
<b>SX 537 211 250/M1</b>	12.0kg 2 X 58W T26/T8	1590

**SECTION 12**

- LAMINATED SATIN GLASS
- SURFACE MOUNTED FITTING WITH ELECTRONIC BALLAST FOR FLUORESCENT LAMPS 1 X T26 AND 2 X T26
- LOW PROFILE EXTRUDED ALUMINIUM HOUSING
- DIECAST ALUMINIUM END CAPS
- FOR VERTICAL AND HORIZONTAL APPLICATIONS
- SUITABLE FOR WALL AND CEILING MOUNTING
- LOW SMOKE AND FUME
- CAN BE ADDED MODULARLY
- PROTECTION RATING IP65
- LED OPTION
- MICRO PRISM AND CLEAR DIFFUSER OPTIONS (AVAILABLE TO SPECIAL ORDER)

**NON-SECTION 12**

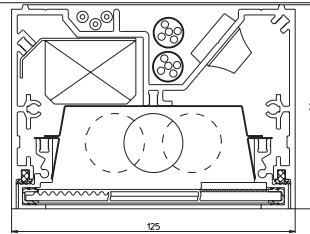
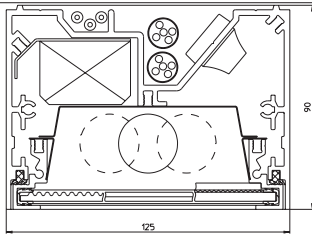
- PRISMATIC POLYCARBONATE OPTIC
- SURFACE MOUNTED FITTING WITH ELECTRONIC BALLAST FOR FLUORESCENT LAMPS 1 X T26 AND 2 X T26
- LOW PROFILE EXTRUDED ALUMINIUM HOUSING
- DIECAST ALUMINIUM END CAPS
- FOR VERTICAL AND HORIZONTAL APPLICATIONS
- SUITABLE FOR WALL AND CEILING MOUNTING
- LOW SMOKE AND FUME
- CAN BE ADDED MODULARLY
- PROTECTION RATING IP65
- LED OPTION



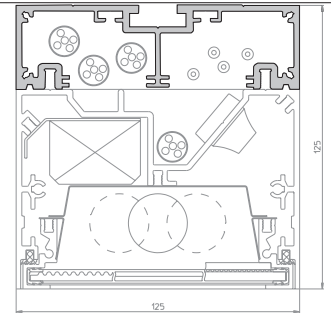
**M125 RAILWAY CASSETTE**  
SURFACE MOUNTED  
DIRECT  
SATIN GLASS



**M125 RAILWAY CASSETTE**  
SURFACE MOUNTED  
DIRECT  
POLYCARBONATE DIFFUSER



SX 546 M125  
media trunking profile:  
2kg/m



White RAL 9016	W		L
<b>SX 545 301 116/M1</b>	8.7kg	1 X 18W T26/T8	680
<b>SX 545 301 216/M1</b>	8.7kg	2 X 18W T26/T8	680
<b>SX 545 301 150/M1</b>	13.1kg	1 X 58W T26/T8	1590
<b>SX 545 301 250/M1</b>	13.1kg	2 X 58W T26/T8	1590


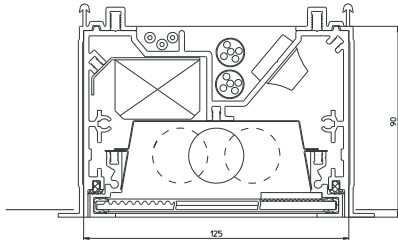
White RAL 9016	W		L
<b>SX 545 201 116/M1</b>	7.8kg	1 X 18W T26/T8	680
<b>SX 545 201 216/M1</b>	7.8kg	2 X 18W T26/T8	680
<b>SX 545 201 150/M1</b>	11.7kg	1 X 58W T26/T8	1590
<b>SX 545 201 250/M1</b>	11.7kg	2 X 58W T26/T8	1590

M125 X 90 → RAILWAY CASSETTE → **RECESSED**

**SECTION 12**

- LAMINATED SATIN GLASS
- SURFACE MOUNTED FITTING WITH ELECTRONIC BALLAST FOR FLUORESCENT LAMPS 1 X T26 AND 2 X T26
- LOW PROFILE EXTRUDED ALUMINIUM HOUSING
- DIECAST ALUMINIUM END CAPS
- FOR VERTICAL AND HORIZONTAL APPLICATIONS
- SUITABLE FOR WALL AND CEILING MOUNTING
- LOW SMOKE AND FUME
- CAN BE ADDED MODULARLY
- PROTECTION RATING IP65
- LED OPTION

White RAL 9016	W		L
<b>SX 547 301 116/M1</b>	8.0kg	1 X 18W T26/T8	704
<b>SX 547 301 216/M1</b>	8.0kg	2 X 18W T26/T8	704
<b>SX 547 301 150/M1</b>	12.0kg	1 X 58W T26/T8	1614
<b>SX 547 301 250/M1</b>	12.0kg	2 X 58W T26/T8	1614



**NON-SECTION 12**


- PRISMATIC POLYCARBONATE OPTIC
- SURFACE MOUNTED FITTING WITH ELECTRONIC BALLAST FOR FLUORESCENT LAMPS 1 X T26 AND 2 X T26
- LOW PROFILE EXTRUDED ALUMINIUM HOUSING
- DIECAST ALUMINIUM END CAPS
- FOR VERTICAL AND HORIZONTAL APPLICATIONS
- SUITABLE FOR WALL AND CEILING MOUNTING
- LOW SMOKE AND FUME
- CAN BE ADDED MODULARLY
- PROTECTION RATING IP65
- LED OPTION

White RAL 9016	W		L
<b>SX 547 201 116/M1</b>	8.1kg	1 X 18W T26/T8	704
<b>SX 547 201 216/M1</b>	8.1kg	2 X 18W T26/T8	704
<b>SX 547 201 150/M1</b>	12.2kg	1 X 58W T26/T8	1164
<b>SX 547 201 250/M1</b>	12.2kg	2 X 58W T26/T8	1164



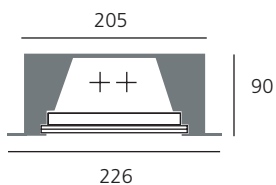
**SECTION 12**

- LOW PROFILE EXTRUDED ALUMINIUM RECESSED BODY
- TEMPERED CLEAR GLASS DIFFUSER WITH WHITE LOUVRES
- CONFORMS TO ALL LUL SECTION 12 STATION REQUIREMENTS
- T26 AND T16 LAMP OPTIONS
- AVAILABLE IN WHITE RAL 9016 AND SILVER RAL 9006
- LOW SMOKE AND FUME, HALON FREE CABLING AND ELECTRICAL COMPONENTS
- FUSED TERMINAL BLOCKS FITTED AS STANDARD
- EMERGENCY OPTIONS AVAILABLE TO SPECIAL ORDER AND CONFORM TO EN 60598.2.22 AND ICEL 1004
- PROTECTION RATING IP65
- ELECTRONIC GEAR



**M200 RAILWAY CASSETTE**  
RECESSED MOUNTED  
DIRECT  
TEMPERED CLEAR GLASS  
DIFFUSER WITH WHITE  
LOUVRES


**ASDT Submission**  
**L051**



Cut out = 1585 x 208mm(+5/-1)  
for 58W module

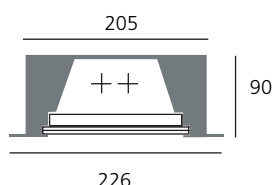
**NON-SECTION 12**

- LOW PROFILE EXTRUDED ALUMINIUM RECESSED BODY
- CLEAR POLYCARBONATE DIFFUSER WITH WHITE LOUVRES
- CONFORMS TO ALL LUL NON-SECTION 12 STATION REQUIREMENTS
- T26 AND T16 LAMP OPTIONS
- AVAILABLE IN WHITE RAL 9016 AND SILVER RAL 9006
- LOW SMOKE AND FUME, HALON FREE CABLING AND ELECTRICAL COMPONENTS
- FUSED TERMINAL BLOCKS FITTED AS STANDARD
- EMERGENCY OPTIONS AVAILABLE TO SPECIAL ORDER AND CONFORM TO EN 60598.2.22 AND ICEL 1004
- LOW PROFILE EXTRUDED ALUMINIUM
- PROTECTION RATING IP65
- ELECTRONIC GEAR

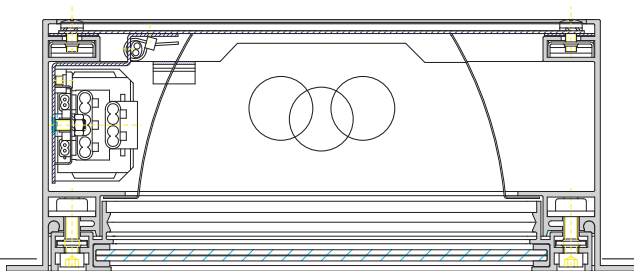


**M200 RAILWAY CASSETTE**  
RECESSED MOUNTED  
DIRECT  
CLEAR POLYCARBONATE  
DIFFUSER WITH WHITE  
LOUVRES

**ASDT Submission**



Cut out = 1585 x 208mm(+5/-1)  
for 58W module




WHITE RAL 9016	W	L
<b>SX 530 011 118GM1</b>	5.5kg 1 X 18W T26/T8	696
<b>SX 530 011 218GM1</b>	5.7kg 2 X 18W T26/T8	696
<b>SX 530 011 158GM1</b>	12.5kg 1 X 58W T26/T8	1606
<b>SX 530 011 258GM1</b>	12.7kg 2 X 58W T26/T8	1606

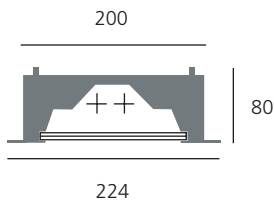
WHITE RAL 9016	W	L
<b>SX 530 011 116/M1</b>	5.5kg 1 X 18W T26/T8	696
<b>SX 530 011 216/M1</b>	5.7kg 2 X 18W T26/T8	696
<b>SX 530 011 150/M1</b>	12.5kg 1 X 58W T26/T8	1606
<b>SX 530 011 250/M1</b>	12.7kg 2 X 58W T26/T8	1606

**SECTION 12**

- LAMINATED SATIN GLASS
- RECESSED MOUNTED FITTING WITH ELECTRONIC BALLAST FOR FLUORESCENT LAMPS 1 X T26 AND 2 X T26
- LOW PROFILE EXTRUDED ALUMINIUM HOUSING
- DIECAST ALUMINIUM END CAPS
- FOR VERTICAL AND HORIZONTAL APPLICATIONS
- SUITABLE FOR WALL AND CEILING MOUNTING
- LOW SMOKE AND FUME
- CAN BE ADDED MODULARLY
- DOUBLE LAYER OPTION WITH CLEAR GLASS AND MICROPRISMS
- PROTECTION RATING IP65
- ELECTRONIC GEAR




**M200 x 70  
RAILWAY CASSETTE**  
CEILING MOUNTING  
EXTRA WIDE BEAM  
LAMINATED SATIN GLASS

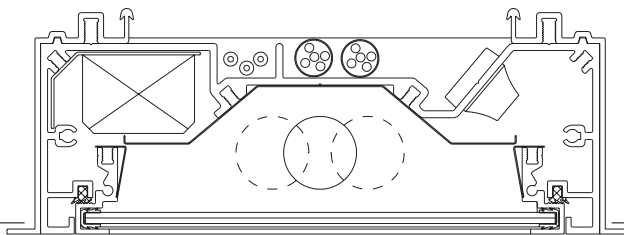
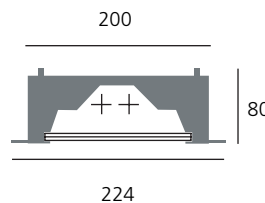


**NON-SECTION 12**

- PRISMATIC, EXTENDED OPTICS, MADE OF 4MM POLYCARBONATE
- RECESSED MOUNTED FITTING WITH ELECTRONIC BALLAST FOR FLUORESCENT LAMPS 1 X T26 AND 2 X T26
- LOW PROFILE EXTRUDED ALUMINIUM HOUSING
- DIECAST ALUMINIUM END CAPS
- FOR VERTICAL AND HORIZONTAL APPLICATIONS
- SUITABLE FOR WALL AND CEILING MOUNTING
- LOW SMOKE AND FUME
- CAN BE ADDED MODULARLY
- PROTECTION RATING IP65
- ELECTRONIC GEAR



**M200 x 70  
RAILWAY CASSETTE**  
CEILING MOUNTING  
EXTRA WIDE BEAM  
CLEAR PRISMATIC  
POLYCARBONATE DIFFUSER



WHITE RAL 9016	W	L
<b>SX 538 301 116/M1</b>	9.2kg 1 X 18W T26/T8	704
<b>SX 538 301 216/M1</b>	9.2kg 2 X 18W T26/T8	704
<b>SX 538 301 150/M1</b>	12.2kg 1 X 58W T26/T8	1614
<b>SX 538 301 250/M1</b>	12.2kg 2 X 58W T26/T8	1614

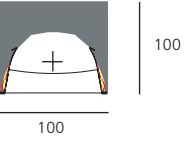
WHITE RAL 9016	W	L
<b>SX 538 201 116/M1</b>	9.0kg 1 X 18W T26/T8	704
<b>SX 538 201 216/M1</b>	9.0kg 2 X 18W T26/T8	704
<b>SX 538 201 150/M1</b>	12.0kg 1 X 58W T26/T8	1614
<b>SX 538 201 250/M1</b>	12.0kg 2 X 58W T26/T8	1614

- SQUARE EDGED EXTRUDED ALUMINIUM
- AVAILABLE IN WHITE RAL 9016 AND SILVER RAL 9006
- EMERGENCY OPTIONS AVAILABLE TO SPECIAL ORDER AND CONFORM TO EN 60598.2.22 AND ICEL 1004
- METAL LOUVRE
- T26 AND T16 LAMP OPTIONS

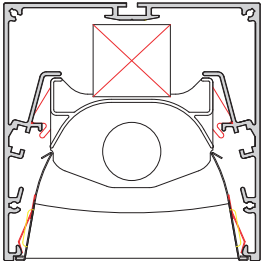


**M100 RAILWAY CASSETTE**  
 PENDANT OR SURFACE  
 MOUNTED  
 DIRECT  
 SILVER LOUVRE

**ASDT Submission**  
**L090**



L = 100mm  
 W = 100mm



WHITE RAL 9016	W	L
<b>SX 70051-973-1/MOD/M1</b>	4.7kg/m 18W T26/T8	<b>M</b> -SYSTEM
<b>SX 70051-973-1/MOD/M1</b>	4.7kg/m 58W T26/T8	<b>M</b> -SYSTEM

SILVER RAL 9006	W	L
<b>SX 70051-973-3/MOD/M1</b>	4.7kg/m 18W T26/T8	<b>M</b> -SYSTEM
<b>SX 70051-973-3/MOD/M1</b>	4.7kg/m 58W T26/T8	<b>M</b> -SYSTEM

Profile Gear tray Louvre



Mitre





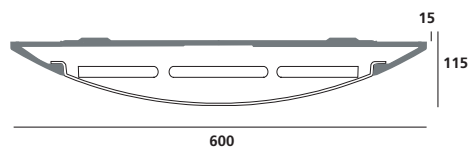
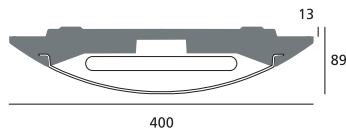
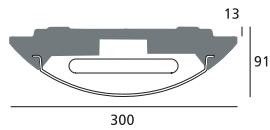
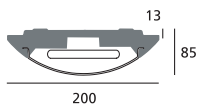
segment

sphere



SPHERE SEGMENT → 200/300/400/600 → SURFACE

- SURFACE FITTING WITH ELECTRONIC BALLAST FOR COMPACT FLUORESCENT LAMPS
- DIE CAST ALUMINIUM HOUSING
- HIGH IMPACT POLYCARBONATE DIFFUSER
- SUITABLE FOR WALL AND CEILING MOUNTING
- PROTECTION RATING IP65
- VANDAL PROOF



Sphere Segment 200 Silver RAL 9006		D	W
<b>SX 100-906-3</b>	1 X 10W TC-DD	200	1.2kg

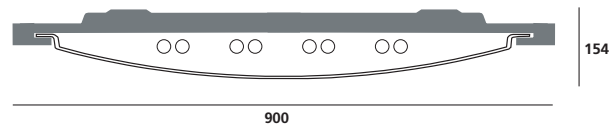
Sphere Segment 300 Silver RAL 9006		D	W
<b>SX 100-903-3</b>	1 X 16/21W TC-DD	300	2.6kg

Sphere Segment 400 Silver RAL 9006		D	W
<b>SX 100-809-3</b>	2 X 18W TC-L	400	3.9kg

Sphere Segment 600 Silver RAL 9006		D	W
<b>SX 100-908-3</b>	3 X 24W TC-F	600	11.0kg

SPHERE SEGMENT → 900 → SURFACE

- SURFACE FITTING WITH ELECTRONIC BALLAST FOR COMPACT FLUORESCENT LAMPS
- DIE CAST ALUMINIUM HOUSING
- HIGH IMPACT POLYCARBONATE DIFFUSER
- SUITABLE FOR WALL AND CEILING MOUNTING
- PROTECTION RATING IP54
- VANDAL PROOF



Sphere Segment 900 Silver RAL 9006		D	W
<b>SX 100-910-3</b>	5 X 36W TC-L	900	16.0kg

se'lux offer a comprehensive range of high quality luminaires. Innovative fixtures designed to help architects and designers create exceptional spaces to live and work. To find out more about the complete range of se'lux fixtures please contact us:



se'lux u.k. Ltd  
Spa Park  
Leamington Spa  
Warwickshire  
CV31 3HL  
Great Britain

Tel: +44 (0) 1926 833455  
Fax: +44 (0) 1926 339844  
[enquire@selux.co.uk](mailto:enquire@selux.co.uk)  
[www.selux.co.uk](http://www.selux.co.uk)